

## CRYSTAL OSCILLATOR

### LOW-JITTER SAW OSCILLATOR

# EG-2121 / 2102CA

- Frequency range : 53.125 MHz to 700 MHz
  - Supply voltage : 2.5 V ... EG-2121CA  
3.3 V ... EG-2102CA
  - Output : Differential LV-PECL or LVDS or HCSL
  - Function : Output enable (OE)
  - External dimensions : 7.0 × 5.0 × 1.2 mm
- Very low jitter and low phase noise by SAW unit.



Product Number (please contact us)  
 EG-2121CA: Q3805CAx0xxx00  
 : X1M000101xxx00  
 EG-2102CA: Q3806CA00xxx00  
 : X1M000091xxx00



Actual size

EG-2121CA

EG-2102CA

## Specifications (characteristics)

### ► Differential LV-PECL Output

Item	Symbol	EG-2121CA	EG-2102CA	Conditions / Remarks
		Differential LV-PECL		
Output frequency range	f <sub>o</sub>	53.125 MHz to 500 MHz	100 MHz to 700 MHz	Please contact us for inquiries regarding available frequencies.
Supply voltage	V <sub>cc</sub>	2.5 V ±0.125 V	3.3 V ±0.3 V	
Storage temperature	T <sub>stg</sub>	-40 °C to +100 °C		Store as bare product .
Operating temperature *1	T <sub>use</sub>	P:0 °C to +70 °C ,R:-5 °C to +85 °C ,S:-20 °C to +70 °C		
Frequency tolerance *1	f <sub>tol</sub>	G: ± 50 × 10 <sup>-6</sup> ,H: ±100 × 10 <sup>-6</sup>		
Current consumption	I <sub>cc</sub>	80 mA Max.	100 mA Max.	OE=V <sub>cc</sub> , L_ECL=50 Ω
Disable current	I <sub>dis</sub>	20 mA Max.	32 mA Max.	OE=GND
Symmetry	SYM	P:40 % to 60 % (f <sub>o</sub> > 350 MHz)	P:45 % to 55 %	at outputs crossing point
		P:45 % to 55 % (f <sub>o</sub> ≤ 350 MHz)		
		D:48 % to 52 % (f <sub>o</sub> ≤ 175 MHz)		
Output voltage	V <sub>OH</sub>	1.55 V Typ.	2.35 V Typ.	DC characteristics
	V <sub>cc</sub> -1.025 V to V <sub>cc</sub> -0.88 V			
	V <sub>OL</sub>	0.8 V Typ.	1.6 V Typ.	
Output load condition (ECL)	L <sub>ECL</sub>	V <sub>cc</sub> -1.81 V to V <sub>cc</sub> -1.62 V 50 Ω		Terminated to V <sub>cc</sub> -2.0 V
Input voltage	V <sub>IH</sub>	70 % V <sub>cc</sub> Min.		OE terminal
	V <sub>IL</sub>	30 % V <sub>cc</sub> Max.		
Rise time / Fall time	t <sub>r</sub> / t <sub>f</sub>	400 ps Max.		Between 20% and 80% of (V <sub>OH</sub> -V <sub>OL</sub> )
Start-up time	t <sub>str</sub>	10 ms Max.		Time at minimum supply voltage to be 0 s
Phase Jitter	t <sub>PJ</sub>	1 ps Max.		Offset frequency: 12 kHz to 20 MHz
Frequency aging *2	f <sub>aging</sub>	± 10 × 10 <sup>-6</sup> / year Max.		+25 °C, First year, V <sub>cc</sub> =2.5 V,3.3 V

\*1 As per below table 1.

\*2 Except: \*\*\*A

### ► LVDS Output

Item	Symbol	EG-2121CA	EG-2102CA	Conditions / Remarks
		LVDS		
Output frequency range	f <sub>o</sub>	53.125 MHz to 700 MHz		Please contact us for inquiries regarding available frequencies.
Supply voltage	V <sub>cc</sub>	2.5 V ±0.125 V	3.3 V ±0.3 V	
Storage temperature	T <sub>stg</sub>	-40 °C to +100 °C		Store as bare product.
Operating temperature *1	T <sub>use</sub>	P:0 °C to +70 °C ,R:-5 °C to +85 °C ,S:-20 °C to +70 °C		
Frequency tolerance *1	f <sub>tol</sub>	G: ± 50 × 10 <sup>-6</sup> ,H: ±100 × 10 <sup>-6</sup>		
Current consumption	I <sub>cc</sub>	30 mA Max.	45 mA Max.	OE=V <sub>cc</sub> , L_LVDS= 100 Ω
Disable current	I <sub>dis</sub>	20 mA Max.	30 mA Max.	OE=GND
Symmetry	SYM	L:40 % to 60 % (f <sub>o</sub> > 350 MHz)	L:40 % to 60 % (f <sub>o</sub> > 350 MHz)	at outputs crossing point
		L:45 % to 55 % (f <sub>o</sub> ≤ 350 MHz)	L:45 % to 55 % (f <sub>o</sub> ≤ 350 MHz)	
		V:48 % to 52 % (f <sub>o</sub> ≤ 175 MHz)	V:48 % to 52 % (f <sub>o</sub> ≤ 175 MHz)	
Output voltage	V <sub>OD</sub>	350 mV Typ. 247 mV to 454 mV		DC characteristics
	dV <sub>OD</sub>	50 mV Max.		
	V <sub>OS</sub>	1.25 V Typ. 1.125 V to 1.375 V		
	dV <sub>OS</sub>	150 mV Max.		
Output load condition (LVDS)	L <sub>LVDS</sub>	100 Ω		Connected between OUT to ŌUT
Input voltage	V <sub>IH</sub>	70 % V <sub>cc</sub> Min.		OE terminal
	V <sub>IL</sub>	30 % V <sub>cc</sub> Max.		
Rise time / Fall time	t <sub>r</sub> / t <sub>f</sub>	400 ps Max.		Between 20 % and 80 % of Differential Output peak to peak voltage
Start-up time	t <sub>str</sub>	10 ms Max.		Time at minimum supply voltage to be 0 s
Phase Jitter	t <sub>PJ</sub>	1 ps Max.		Offset frequency: 12 kHz to 20 MHz
Frequency aging *2	f <sub>aging</sub>	± 10 × 10 <sup>-6</sup> / year Max.		+25 °C, First year, V <sub>cc</sub> =2.5 V,3.3 V

\*1 As per below table 1.

\*2 Except: \*\*\*A



► HCSL Output

Item	Symbol	EG-2121CA		EG-2102CA		Conditions / Remarks
		HCSL				
Output frequency range	fo	100 MHz to 350 MHz				Please contact us for inquiries regarding available frequencies.
Supply voltage	Vcc	2.5 V ±0.125 V		3.3 V ±0.3 V		
Storage temperature	T_stg	-40 °C to +125 °C				Store as bare product.
Operating temperature	T_use	P: 0 °C to +70 °C, R: -5 °C to +85 °C, S: -20 °C to +70 °C				
Frequency tolerance *1	f_tol	G: ±50 × 10 <sup>-6</sup> , H: ±100 × 10 <sup>-6</sup>				
Current consumption	Icc	80 mA Max.		85 mA Max.		OE=Vcc, L_HCSL=50 Ω
Disable current	I_dis	20 mA Max.		35 mA Max.		OE=GND
Symmetry	SYM	45 % to 55 %				at outputs crossing point
Output Voltage	Voh	0.75 V Typ.				DC characteristics
	Vol	-0.3 V Typ.				
Output load condition (HCSL)	L_HCSL	50 Ω				Terminated to GND
Input voltage	Vih	70 % Vcc Min.				OE terminal
	Vil	30 % Vcc Max.				
Rise time / Fall time	tr / tf	500 ps Max.				Between 0.175 V and 0.525 V of output
Start-up time	t_str	10 ms Max.				Time at minimum supply voltage to be 0 s
Phase Jitter	tpj	1 ps Max.				Offset frequency: 12 kHz to 20 MHz
Frequency aging *2	f_aging	± 10 × 10 <sup>-6</sup> / year Max.				+25 °C, First year, Vcc=2.5 V, 3.3 V

\*1 As per below table 1.

\*2 Except: \*\*\*A

Table 1 Frequency tolerance and aging

Output and Symmetry		P: Differential LV-PECL		D: Differential LV-PECL		L: LVDS		V: LVDS		H: HCSL	
Frequency range		All range				All range		fo ≤ 175 MHz		All range	
Aging		A *3	N *4	A *3	N *4	A *3	N *4	A *3	N *4	A *3	N *4
Frequency tolerance and operating temperature	HP: ±100 × 10 <sup>-6</sup> (0°C to +70°C)	PHPA	PHPN	DHPA	DHPN	LHPA	LHPN	VHPA	VHPN	HHPA	HHPN
	HR: ±100 × 10 <sup>-6</sup> (-5°C to +85°C)	PHRA *5	PHRN *5	DHRA *5	DHRN *5	LHRA *5	LHRN *5	VHRA *5	VHRN *5	HHRA	HHRN
	GP: ±50 × 10 <sup>-6</sup> (0°C to +70°C)	PGPA *5	PGPN *5	DGPA *5	DGPN *5	LGPA *5	LGPN *5	VGPA *5	VGPN *5	HGPA	HGPN
	GR: ±50 × 10 <sup>-6</sup> (-5°C to +85°C)	—	PGRN *5	—	DGRN *5	—	LGRN *5	—	VGRN *5	—	HGRN
	HS: ±100 × 10 <sup>-6</sup> (-20°C to +70°C)	PHSA *5	PHSN *5	DHSA *5	DHSN *5	LHSA *5	LHSN *5	VHSA *5	VHSN *5	HHSA	HHSN
	GS: ±50 × 10 <sup>-6</sup> (-20°C to +70°C)	—	PGSN *5	—	DGSN *5	—	LGSN *5	—	VGSN *5	—	HGSN

\*3 This includes initial frequency tolerance, temperature variation, supply voltage variation, reflow drift, and aging(+25 °C, 10 years).

\*4 This includes initial frequency tolerance, temperature variation, supply voltage variation, and reflow drift(except aging).

\*5 53.125 MHz ≤ fo < 100 MHz : Unavailable.

Table 2 Jitter

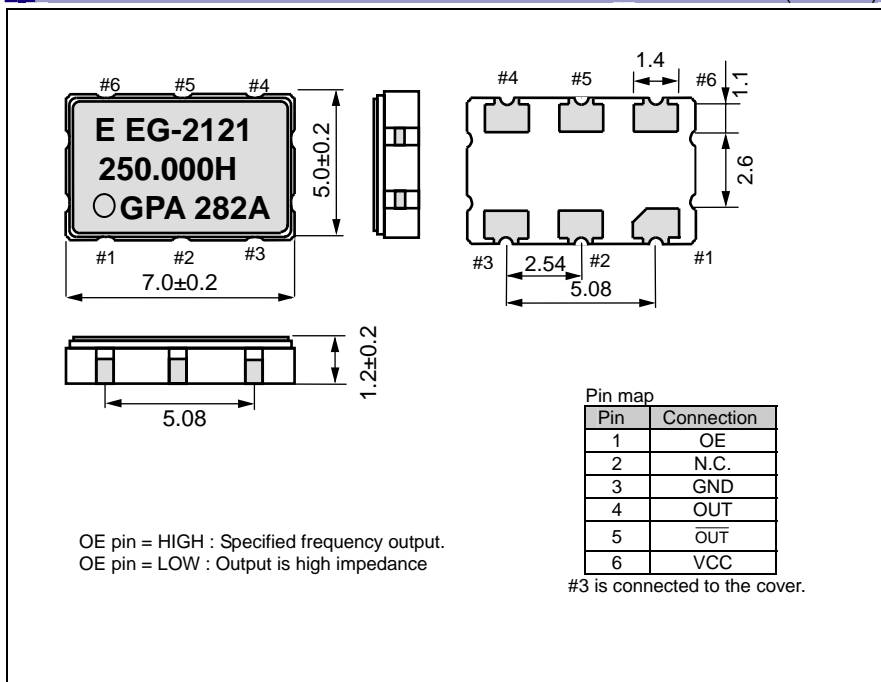
Item	Symbol	Specifications	Remarks
Jitter *	tDJ	0.2 ps Typ.	Deterministic Jitter
	trj	3 ps Typ.	Random Jitter
	trms	3 ps Typ.	σ (RMS of total distribution)
	tp-p	25 ps Typ.	Peak to Peak
	tacc	4 ps Typ.	Accumulated Jitter(σ) n=2 to 50000 cycles

\* Based on DTS-2075 Digital timing system made from WAVECREST with jitter analysis software VISI6. : Differential LV-PECL, LVDS output

\* Based on SIA-3100C signal integrity analyzer made from WAVECREST. : HCSL output

External dimensions

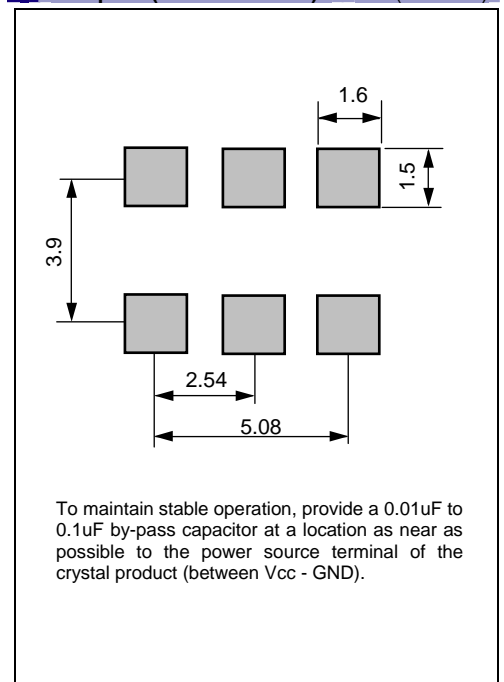
(Unit:mm)



OE pin = HIGH : Specified frequency output.  
OE pin = LOW : Output is high impedance

Footprint (Recommended)

(Unit:mm)



# “QMEMS” EPSON TOYOCOM

In order to meet customer needs in a rapidly advancing digital, broadband and ubiquitous society, we are committed to offering products that are one step ahead of the market and a rank above the rest in quality. To achieve our goals, we follow a “3D (three device) strategy” designed to drive both horizontal and vertical growth. We will to grow our three device categories of “Timing Devices”, “Sensing Devices” and “Optical Devices”, and expand vertical growth through a combination of products from these categories.

A Quartz MEMS is any high added value quartz device that exploits the characteristics of quartz crystal material but that is produced using MEMS (micro-electro-mechanical system) processing technology.

Market needs are advancing faster than previously imagined toward smaller, more stable crystal products, but we will stay ahead of the curve by rolling out products that exceed market speed and quality requirements. We want to further accelerate the 3D strategy by QMEMS.

Quartz devices have become crucial in the network environment where products are increasingly intended for broadband, ubiquitous applications

and where various types of terminals can transfer information almost immediately via LAN and WAN on a global scale. Epson Toyocom Corporation addresses every single aspect within a network environment. The new corporation offers “Digital Convergence” solutions to problems arising with products for consumer use, such as, core network systems and automotive systems.



**QMEMS**  
QMEMS and its logos are registered trademarks or trademarks of Seiko Epson Corporation in Japan and other countries.

## PROMOTION OF ENVIRONMENTAL MANAGEMENT SYSTEM CONFORMING TO INTERNATIONAL STANDARDS

At Epson Toyocom, all environmental initiatives operate under the Plan-Do-Check-Action(PDCA) cycle designed to achieve continuous improvements. The environmental management system (EMS) operates under the ISO 14001 environmental management standard.

All of our major manufacturing and non-manufacturing sites, in Japan and overseas, completed the acquisition of ISO 14001 certification.

ISO 14000 is an international standard for environmental management that was established by the International Standards Organization in 1996 against the background of growing concern regarding global warming, destruction of the ozone layer, and global deforestation.




## WORKING FOR HIGH QUALITY

In order provide high quality and reliable products and services than meet customer needs,

Epson Toyocom made early efforts towards obtaining ISO9000 series certification and has acquired ISO9001 for all business establishments in Japan and abroad. We have also acquired ISO/TS 16949 certification that is requested strongly by major automotive manufacturers as standard.

ISO/TS16949 is the international standard that added the sector-specific supplemental requirements for automotive industry based on ISO9001.

### ► Explanation of the mark that are using it for the catalog

	► Pb free.
	► Complies with EU RoHS directive. *About the products without the Pb-free mark. Contains Pb in products exempted by EU RoHS directive. (Contains Pb in sealing glass, high melting temperature type solder or other.)
	► The products have been designed for high reliability applications such as Automotive.

## Notice

- This material is subject to change without notice.
- Any part of this material may not be reproduced or duplicated in any form or any means without the written permission of Epson Toyocom.
- The information, applied circuitry, programming, usage, etc., written in this material is intended for reference only. Epson Toyocom does not assume any liability for the occurrence of infringing on any patent or copyright of a third party. This material does not authorize the licensing for any patent or intellectual copyrights.
- Any product described in this material may contain technology or the subject relating to strategic products under the control of the Foreign Exchange and Foreign Trade Law of Japan and may require an export license from the Ministry of International Trade and Industry or other approval from another government agency.
- You are requested not to use the products (and any technical information furnished, if any) for the development and/or manufacture of weapon of mass destruction or for other military purposes. You are also requested that you would not make the products available to any third party who may use the products for such prohibited purposes.
- These products are intended for general use in electronic equipment. When using them in specific applications that require extremely high reliability, such as the applications stated below, you must obtain permission from Epson Toyocom in advance.  
/ Space equipment (artificial satellites, rockets, etc.) / Transportation vehicles and related (automobiles, aircraft, trains, vessels, etc.) / Medical instruments to sustain life / Submarine transmitters / Power stations and related / Fire work equipment and security equipment / traffic control equipment / and others requiring equivalent reliability.
- In this document, product codes and markings will remain as previously identified prior to the merger. Due to the on-going strategy of gradual unification of part numbers, please review product codes and markings.
- All brands or product names mentioned herein are trademarks and/or registered trademarks of their respective companies.